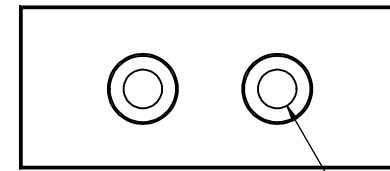
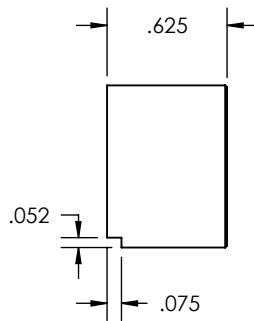
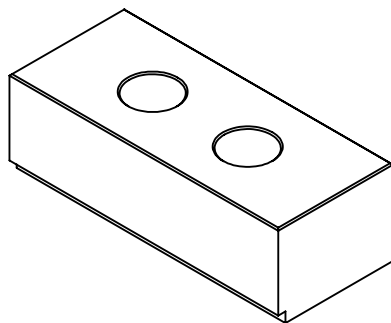



$2X \varnothing .116 \begin{smallmatrix} \nabla \\ \nabla \end{smallmatrix} .150$   
 $\sqsupset \varnothing .1253 \begin{smallmatrix} +.0003 \\ -.0000 \end{smallmatrix} \nabla .125$   
 SLIP-FIT FOR 1/8 DOWEL PIN



$2x \varnothing .201 \nabla \text{THRU}$   
 $\sqsupset \varnothing .345 \nabla .543$



VF2  
 MACHINABLE JAW

SIZE <b>A</b>	DWG. NO. 2030-VF2-TP-SJ-200-CP	REV.
SCALE:1:1	WEIGHT:	SHEET 1 OF 1